

What Kinds of Plants & Animals Can You Find in a Pond

Unscramble the words below and write them in the spaces provided to discover just a few plants and animals that live in a pond. Then read down through the letters in the boxes to discover the secret message.

ilyl dpa _____ _____

sutmoqoi _____ _____

nisla _____ _____

yefsladml _____ _____

fycisrah _____ _____

hkwa _____ _____

rconaoc _____ _____

rtltue _____ _____

lcatita _____ _____

gofr _____ _____

lwoliw erte _____ _____

yalmfy _____ _____

The secret message is: _____

Word Weave

Through this creative writing activity, students will create a poem to show their understanding of ponds and the animals that live there. There are a number of ways in which to write a poem, but one way that is fun and easy for students is called *Nouncing*.

Noun Title
Two Adjectives
Three Verbs
Phrase
Repeat Noun

Example: Great Blue Heron
quiet, patient
flying, wading, catching
searching for a tasty meal
Great Blue Heron

Students should understand the concepts of noun, adjective, verb and phrase. Work on a classroom-wide poem first on the board. Be flexible on subject matter allowing students to choose a specific species (plant or animal) or ponds in general for their poem.



Materials Needed:

- paper
- pencil
- poem format described above



Dragonfly Match

Circle the two dragonflies that are exactly the same.

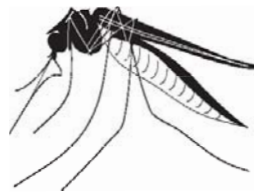



Ponds are Plentiful

s q e x l x r y l t g x e q u f y s m l
n p w l y p l x y d a w r g r l i j e y
a y m o o f s l r e d i r t s r e t a w
i l d o y p f d u c s j u r o o m e c o
l f r a s l d x x r c f x u v n e a c l
k n m d e q i a d b r o x p s p f z l h
e o s s q o u u t o y z i e m o e b u c
c g m p b c c i g k j z x m t b h t x w
m a i l n k i b t f u e e h i h q p v w
d r x c w o e x s o f a c o o n t a i l
y d o e a f j z s y d e v l f r r i u n
n w e w c a a m g q g i c t e x x p x x
l d s t d w c h s w f s r q m a d a o f
r g i w e o w o y o s d a e d j y b a j
b j l i s y o d a n j b y s v s h r g u
v u y v v x m l q n e s f z y j w j l x
k o l l n h n u b i e n i o r m z f z a
b a i n h p a d c m i l s v t n l k s u
s o n u a l g a e p l n h d o s n d c x
s p y y a f j c t y w v b q b j f e w d

algae
bloodworm
clam
coontail
crayfish
damselfly
daphnia
dragonfly
duckweed

frog
leech
mayfly
minnow
mosquito
scud
snail
tadpole
waterstrider



CURIOUS...

about what your students will discover in the pond?

Enjoy a look at some of the pond critters that your students may see up close when they scoop in the pond. Many of the creatures the students will find are the young (baby or teenage phase) of an aquatic insect.



Dragonfly (nymph) (teenage):

They are predators (eat other animals) and will especially eat other insects in the water.



Damselfly (nymph) (teenage):

It has three leaf-shaped gills at the tip of its abdomen (end of its body.)



Tadpole:

It will change into an adult from anywhere between 12 days to 3 years. (Depending on the kind of frog or toad the tadpole is determines how long it stays a tadpole.)



Predaceous Diving Beetle (adult):

Its shiny, flattened, oval shaped body is generally black to brownish black.



Mayfly (nymph) (teenage):

It has three, featherlike tail flaps on its abdomen or the end of its body.



Giant water bug (adult):

It uses its first pair of legs for grabbing prey.



Answer Sheet

for

Ponder A Pond

Pre-visit Activities

4th-6th Grade



Pond Animal Secrets

1. sandhill crane
2. dragonfly
3. crayfish
4. wood duck
5. frog
6. mallard

What Kind of Plants & Animals Can You Find in a Pond?

- lily pad
- mosquito
- snail
- damselfly
- crayfish
- hawk
- raccoon
- turtle
- cattail
- frog
- willow tree
- mayfly

Dragonfly Match

