

# Saint Joseph County Hotel/Motel Tax Fund

## Quarterly Financial Report

December 31, 2019



**ST. JOSEPH COUNTY**

ESTABLISHED 1830



**SOUTH BEND, INDIANA**



**Saint Joseph County Hotel/Motel Tax Fund**  
**Statement of Receipts and Disbursements**  
Hotel/Motel Tax Fund Fund No. 7304  
**For the Period Ending December 31, 2019**

<b>Cash Balance at January 1, 2019</b>		
Board Reserve-Minimum	500,000.00	
Unrestricted	<u>5,624,258.59</u>	<b>6,124,258.59</b>
 Receipts:		
Hotel/Motel Tax	5,046,538.64	
Other	<u>0.00</u>	
 Available Funds		
		5,046,538.64
 Disbursements		
		<u>(5,886,788.99)</u>
 <b>Cash Balance at Decemehr 31, 2019 (agrees with County records Fund 7304)</b>		
		<b><u>5,284,008.24</u></b>

<b><u>BUDGET ANALYSIS (2019)</u></b>		<b><u>ORIGINAL BUDGET</u></b>	<b><u>AMEND. BUDGET</u></b>	<b><u>DISBURSEMENTS</u></b>	<b><u>BALANCE</u></b>
38529	Debt Service (2013 CC Bonds)	395,000.00	395,000.00	395,000.00	0.00
33032	Convention and Visitors Bureau	1,323,000.00	1,323,000.00	1,323,000.00	0.00
33033	CVB Special Allocation	575,000.00	575,000.00	575,000.00	0.00
33034	Grant Program	125,000.00	125,000.00	120,763.20	4,236.80
35102	Tourism Capital Development	400,000.00	500,000.00	400,000.00	100,000.00
35103	Century Center Reuse Study	46,000.00	46,000.00	45,000.00	1,000.00
37013	Century Center Lease (Energy Savings)	235,000.00	235,000.00	235,000.00	0.00
42010	CC Building & Grounds	1,260,000.00	2,088,848.00	1,292,506.44	796,341.56
39265	Century Center Operations	1,275,000.00	1,275,000.00	1,275,000.00	0.00
35101	County Tourism Fund	225,000.00	225,000.00	225,000.00	0.00
39980	Other-Non Budgeted	0.00	0.00	0.00	0.00
<b>Total</b>		<b><u>5,859,000.00</u></b>	<b><u>6,787,848.00</u></b>	<b><u>5,886,269.64</u></b>	<b><u>901,578.36</u></b>

Amended budget includes encumbrance and carryforwards from unspent projects in 2018.

Encumbrances  
Fund 33033 encumbered \$4,000.00  
Fund 35102 encumbered \$100,000.00  
Fund 42010 encumbered \$771,055.32

**Saint Joseph County Hotel/Motel Tax Fund  
Statement of Receipts and Disbursements  
Mishawaka Sports Complex Fund No. 4926  
For the Period Ending December 31, 2019**

<b>Cash Balance at January 1, 2019</b>			
Board Reserve-Minimum	0.00		
Unrestricted	<u>0.00</u>		<b>0.00</b>
 Receipts:			
Hotel/Motel Tax	332,508.49		
Other	<u>0.00</u>		
 Available Funds			
			332,508.49
 Disbursements			
			<u>0.00</u>
<b>Cash Balance at December 31, 2019 (agrees with County records Fund 4926)</b>			<b><u>332,508.49</u></b>

**BUDGET ANALYSIS (2019)**

	<u>ORIGINAL BUDGET</u>	<u>AMEND. BUDGET</u>	<u>DISBURSEMENTS</u>	<u>BALANCE</u>
	0.00	0.00	0.00	0.00
	0.00	0.00	0.00	0.00
	0.00	0.00	0.00	0.00
	0.00	0.00	0.00	0.00
	0.00	0.00	0.00	0.00
	0.00	0.00	0.00	0.00
	0.00	0.00	0.00	0.00
	0.00	0.00	0.00	0.00
	0.00	0.00	0.00	0.00
	0.00	0.00	0.00	0.00
	0.00	0.00	0.00	0.00
<b>Total</b>	<b><u>0.00</u></b>	<b><u>0.00</u></b>	<b><u>0.00</u></b>	<b><u>0.00</u></b>

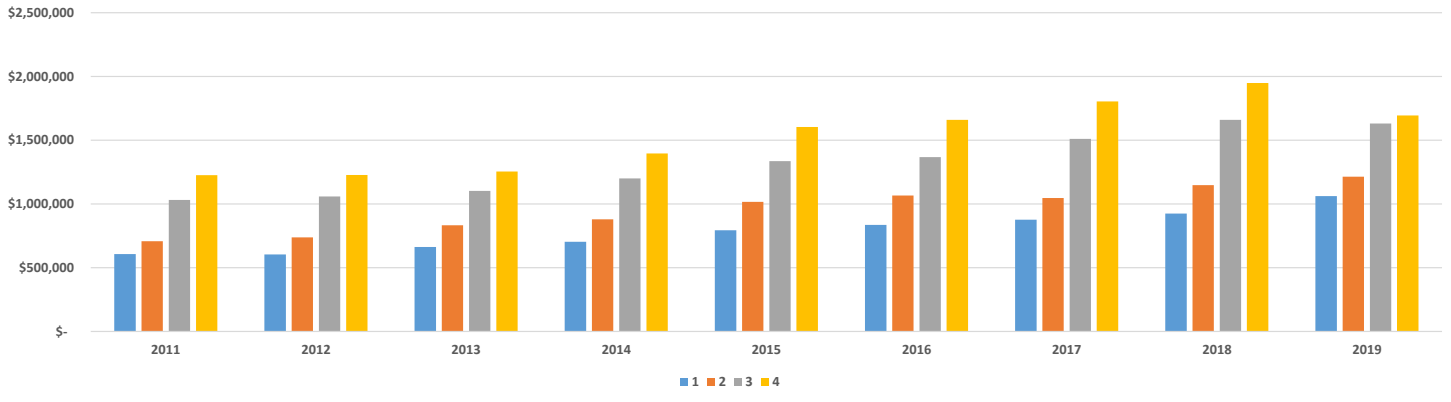
**Saint Joseph County Hotel/Motel Tax Fund  
Statement of Receipts and Disbursements  
Potawatomii Zoo Capital Fund No. 4927  
For the Period Ending December 31, 2019**

<b>Cash Balance at January 1, 2019</b>			
Board Reserve-Minimum	0.00		
Unrestricted	<u>0.00</u>		<b>0.00</b>
 Receipts:			
Hotel/Motel Tax	221,783.20		
Other	<u>0.00</u>		
 Available Funds			
			221,783.20
 Disbursements			
			<u>0.00</u>
<b>Cash Balance at December 31, 2019 (agrees with County records Fund 4926)</b>			<b><u>221,783.20</u></b>

**BUDGET ANALYSIS (2019)**

	<u>ORIGINAL BUDGET</u>	<u>AMEND. BUDGET</u>	<u>DISBURSEMENTS</u>	<u>BALANCE</u>
	0.00	0.00	0.00	0.00
	0.00	0.00	0.00	0.00
	0.00	0.00	0.00	0.00
	0.00	0.00	0.00	0.00
	0.00	0.00	0.00	0.00
	0.00	0.00	0.00	0.00
	0.00	0.00	0.00	0.00
	0.00	0.00	0.00	0.00
	0.00	0.00	0.00	0.00
	0.00	0.00	0.00	0.00
	0.00	0.00	0.00	0.00
<b>Total</b>	<b><u>0.00</u></b>	<b><u>0.00</u></b>	<b><u>0.00</u></b>	<b><u>0.00</u></b>

**Hotel-Motel Tax Fund Revenue by Quarter - Original**  
**January 1, 2011 - June 30, 2019**

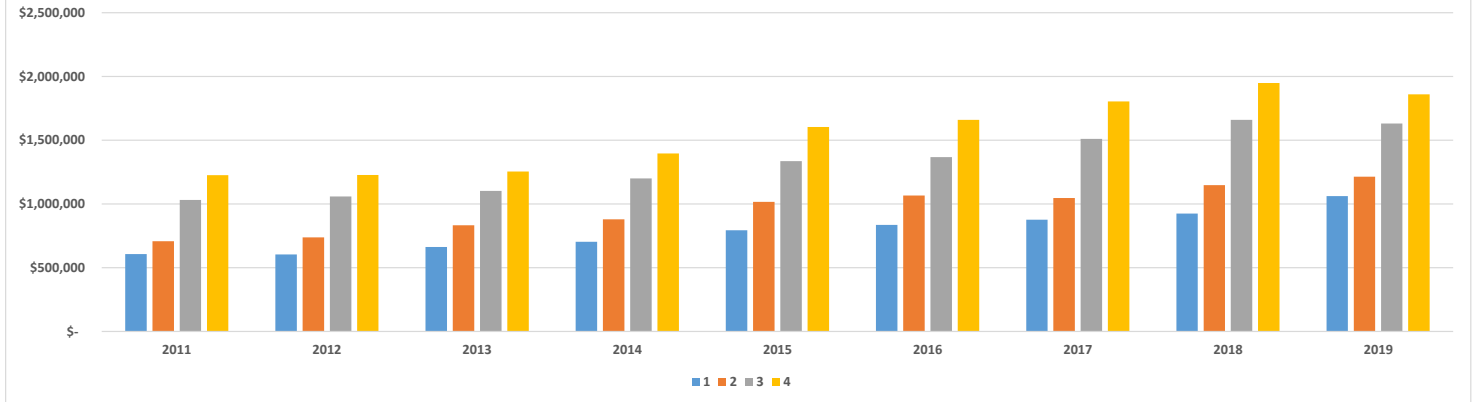


Quarter	Total Receipts	Hotel/Motel Tax Fund	Mishawaka Sports Complex Fund	Potawatomi Zoo Capital Fund
1Q 2011	\$ 606,653	606,653	0	0
2Q 2011	\$ 707,192	707,192	0	0
3Q 2011	\$ 1,032,047	1,032,047	0	0
4Q 2011	\$ 1,226,188	1,226,188	0	0
1Q 2012	\$ 604,220	604,220	0	0
2Q 2012	\$ 738,302	738,302	0	0
3Q 2012	\$ 1,059,452	1,059,452	0	0
4Q 2012	\$ 1,228,031	1,228,031	0	0
1Q 2013	\$ 663,175	663,175	0	0
2Q 2013	\$ 832,788	832,788	0	0
3Q 2013	\$ 1,101,939	1,101,939	0	0
4Q 2013	\$ 1,254,399	1,254,399	0	0
1Q 2014	\$ 702,981	702,981	0	0
2Q 2014	\$ 880,216	880,216	0	0
3Q 2014	\$ 1,200,636	1,200,636	0	0
4Q 2014	\$ 1,395,635	1,395,635	0	0
1Q 2015	\$ 794,069	794,069	0	0
2Q 2015	\$ 1,015,993	1,015,993	0	0
3Q 2015	\$ 1,335,458	1,335,458	0	0
4Q 2015	\$ 1,604,315	1,604,315	0	0
1Q 2016	\$ 835,922	835,922	0	0
2Q 2016	\$ 1,066,845	1,066,845	0	0
3Q 2016	\$ 1,367,449	1,367,449	0	0
4Q 2016	\$ 1,659,967	1,659,967	0	0
1Q 2017	\$ 875,896	875,896	0	0
2Q 2017	\$ 1,047,377	1,047,377	0	0
3Q 2017	\$ 1,511,195	1,511,195	0	0
4Q 2017	\$ 1,804,665	1,804,665	0	0
1Q 2018	\$ 925,153	925,153	0	0
2Q 2018	\$ 1,147,452	1,147,452	0	0
3Q 2018	\$ 1,659,064	1,659,064	0	0
4Q 2018	\$ 1,948,059	1,948,059	0	0
1Q 2019	\$ 1,061,766	1,061,766	0	0
2Q 2019	\$ 1,213,709	1,213,709	0	0
3Q 2019	\$ 1,630,605	1,358,828	163,033	108,743
4Q 2019	\$ 1,694,751	1,412,236	169,475	113,040
<b>Total</b>	<b>\$ 41,433,565</b>	<b>\$ 40,879,273</b>	<b>\$ 332,508</b>	<b>\$ 221,783</b>

Original Data

Quarter	2011	2012	2013	2014	2015	2016	2017	2018	2019	2011-2012 % Change	2012-2013 % Change	2013-2014 % Change	2014-2015 % Change	2015-2016 % Change	2016-2017 % Change	2017-2018 % Change	2018-2019 % Change
1	\$ 606,653	\$ 604,220	\$ 663,175	\$ 702,981	\$ 794,069	\$ 835,922	\$ 875,896	\$ 925,153	\$ 1,061,766	-0.4%	9.8%	6.0%	13.0%	5.3%	5.3%	5.6%	14.8%
2	\$ 707,192	\$ 738,302	\$ 832,788	\$ 880,216	\$ 1,015,993	\$ 1,066,845	\$ 1,047,377	\$ 1,147,452	\$ 1,213,709	4.4%	12.8%	5.7%	15.4%	5.0%	5.0%	9.6%	5.8%
3	\$ 1,032,047	\$ 1,059,452	\$ 1,101,939	\$ 1,200,636	\$ 1,335,458	\$ 1,367,449	\$ 1,511,195	\$ 1,659,064	\$ 1,630,605	2.7%	4.0%	9.0%	11.2%	2.4%	2.4%	9.8%	-1.7%
4	\$ 1,226,188	\$ 1,228,031	\$ 1,254,399	\$ 1,395,635	\$ 1,604,315	\$ 1,659,967	\$ 1,804,665	\$ 1,948,059	\$ 1,694,751	0.2%	2.1%	11.3%	15.0%	3.5%	3.5%	7.9%	-13.0%
<b>Total</b>	<b>\$ 3,572,080</b>	<b>\$ 3,630,006</b>	<b>\$ 3,852,302</b>	<b>\$ 4,179,467</b>	<b>\$ 4,749,836</b>	<b>\$ 4,930,183</b>	<b>\$ 5,239,133</b>	<b>\$ 5,679,728</b>	<b>\$ 5,600,831</b>	<b>1.6%</b>	<b>6.1%</b>	<b>8.5%</b>	<b>13.6%</b>	<b>3.8%</b>	<b>3.8%</b>	<b>8.4%</b>	<b>-1.4%</b>

**Hotel-Motel Tax Fund Revenue by Quarter - Revised**  
**January 1, 2011 - June 30, 2019**



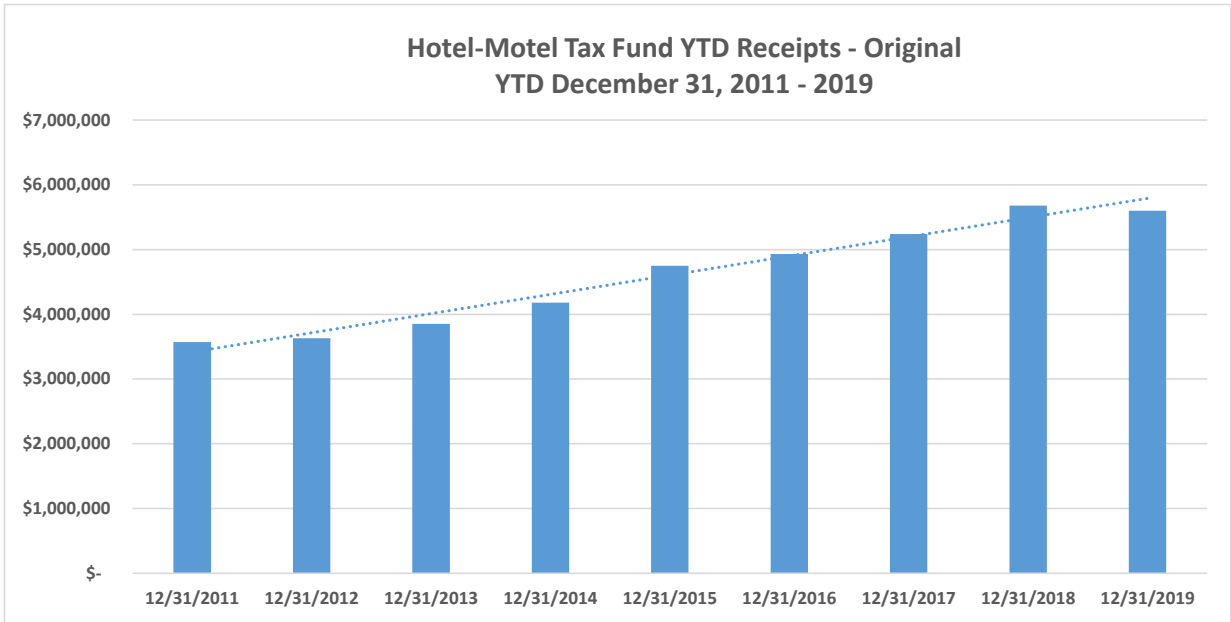
Quarter	Total Receipts	Hotel/Motel Tax Fund	Mishawaka Sports Complex Fund	Potawatomi Zoo Capital Fund
1Q 2011	\$ 606,653	606,653	0	0
2Q 2011	\$ 707,192	707,192	0	0
3Q 2011	\$ 1,032,047	1,032,047	0	0
4Q 2011	\$ 1,226,188	1,226,188	0	0
1Q 2012	\$ 604,220	604,220	0	0
2Q 2012	\$ 738,302	738,302	0	0
3Q 2012	\$ 1,059,452	1,059,452	0	0
4Q 2012	\$ 1,228,031	1,228,031	0	0
1Q 2013	\$ 663,175	663,175	0	0
2Q 2013	\$ 832,788	832,788	0	0
3Q 2013	\$ 1,101,939	1,101,939	0	0
4Q 2013	\$ 1,254,399	1,254,399	0	0
1Q 2014	\$ 702,981	702,981	0	0
2Q 2014	\$ 880,216	880,216	0	0
3Q 2014	\$ 1,200,636	1,200,636	0	0
4Q 2014	\$ 1,395,635	1,395,635	0	0
1Q 2015	\$ 794,069	794,069	0	0
2Q 2015	\$ 1,015,993	1,015,993	0	0
3Q 2015	\$ 1,335,458	1,335,458	0	0
4Q 2015	\$ 1,604,315	1,604,315	0	0
1Q 2016	\$ 835,922	835,922	0	0
2Q 2016	\$ 1,066,845	1,066,845	0	0
3Q 2016	\$ 1,367,449	1,367,449	0	0
4Q 2016	\$ 1,659,967	1,659,967	0	0
1Q 2017	\$ 875,896	875,896	0	0
2Q 2017	\$ 1,047,377	1,047,377	0	0
3Q 2017	\$ 1,511,195	1,511,195	0	0
4Q 2017	\$ 1,804,665	1,804,665	0	0
1Q 2018	\$ 925,153	925,153	0	0
2Q 2018	\$ 1,147,452	1,147,452	0	0
3Q 2018	\$ 1,659,064	1,659,064	0	0
4Q 2018	\$ 1,948,059	1,948,059	0	0
1Q 2019	\$ 1,061,766	1,061,766	0	0
2Q 2019	\$ 1,213,709	1,213,709	0	0
3Q 2019	\$ 1,630,605	1,358,828	163,033	108,743
4Q 2019	\$ 1,860,475	1,550,334	186,047	124,094
<b>Total</b>	<b>\$ 41,599,290</b>	<b>\$ 41,017,372</b>	<b>\$ 349,080</b>	<b>\$ 232,837</b>

Includes \$165,724 earned in Dec 2019 and deposited 1/6/20

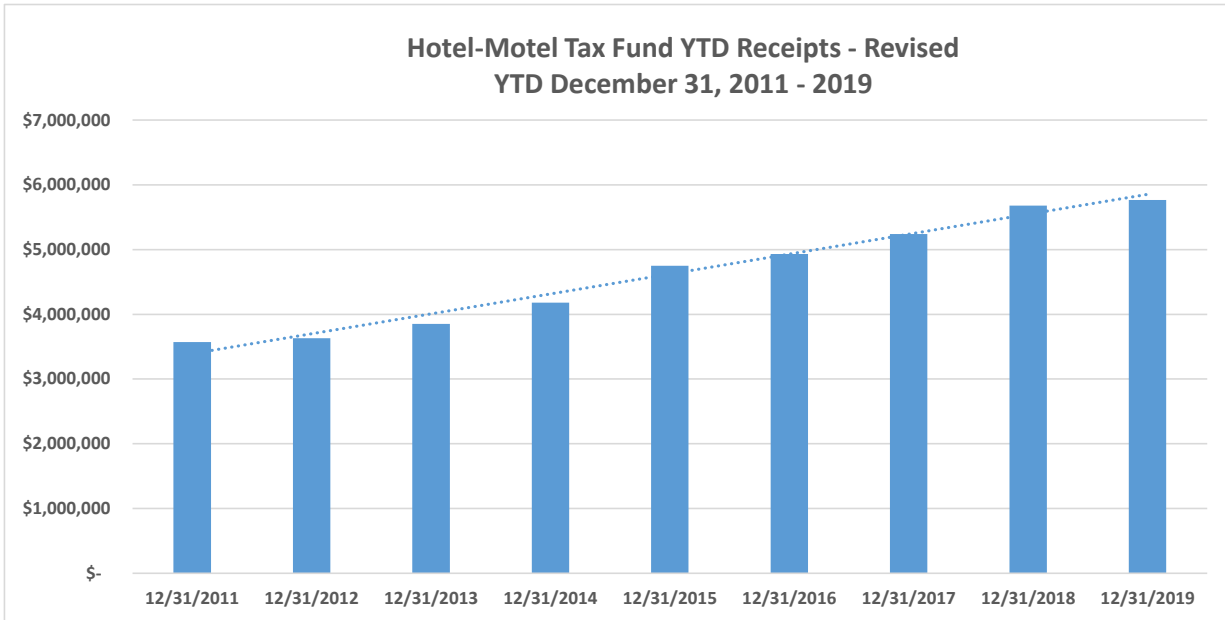
Revised Data

Quarter	2011	2012	2013	2014	2015	2016	2017	2018	2019	2011-2012 % Change	2012-2013 % Change	2013-2014 % Change	2014-2015 % Change	2015-2016 % Change	2016-2017 % Change	2017-2018 % Change	2018-2019 % Change
1	\$ 606,653	\$ 604,220	\$ 663,175	\$ 702,981	\$ 794,069	\$ 835,922	\$ 875,896	\$ 925,153	\$ 1,061,766	-0.4%	9.8%	6.0%	13.0%	5.3%	5.3%	5.6%	14.8%
2	\$ 707,192	\$ 738,302	\$ 832,788	\$ 880,216	\$ 1,015,993	\$ 1,066,845	\$ 1,047,377	\$ 1,147,452	\$ 1,213,709	4.4%	12.8%	5.7%	15.4%	5.0%	5.0%	9.6%	5.8%
3	\$ 1,032,047	\$ 1,059,452	\$ 1,101,939	\$ 1,200,636	\$ 1,335,458	\$ 1,367,449	\$ 1,511,195	\$ 1,659,064	\$ 1,630,605	2.7%	4.0%	9.0%	11.2%	2.4%	2.4%	9.8%	-1.7%
4	\$ 1,226,188	\$ 1,228,031	\$ 1,254,399	\$ 1,395,635	\$ 1,604,315	\$ 1,659,967	\$ 1,804,665	\$ 1,948,059	\$ 1,860,475	0.2%	2.1%	11.3%	15.0%	3.5%	3.5%	7.9%	-4.5%
<b>Total</b>	<b>\$ 3,572,080</b>	<b>\$ 3,630,006</b>	<b>\$ 3,852,302</b>	<b>\$ 4,179,467</b>	<b>\$ 4,749,836</b>	<b>\$ 4,930,183</b>	<b>\$ 5,239,133</b>	<b>\$ 5,679,728</b>	<b>\$ 5,766,555</b>	<b>1.6%</b>	<b>6.1%</b>	<b>8.5%</b>	<b>13.6%</b>	<b>3.8%</b>	<b>3.8%</b>	<b>8.4%</b>	<b>1.5%</b>



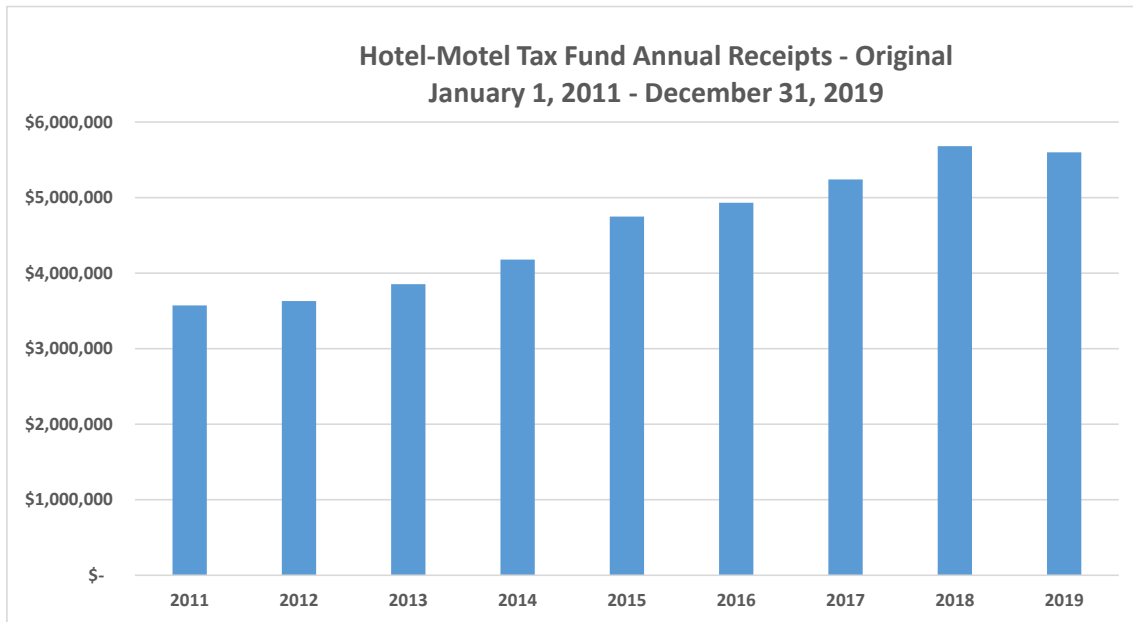


<u>Year</u>	<u>Annual Receipts</u>
12/31/2011	\$ 3,572,080
12/31/2012	\$ 3,630,006
12/31/2013	\$ 3,852,302
12/31/2014	\$ 4,179,467
12/31/2015	\$ 4,749,835
12/31/2016	\$ 4,930,183
12/31/2017	\$ 5,239,133
12/31/2018	\$ 5,679,728
12/31/2019	\$ 5,600,831

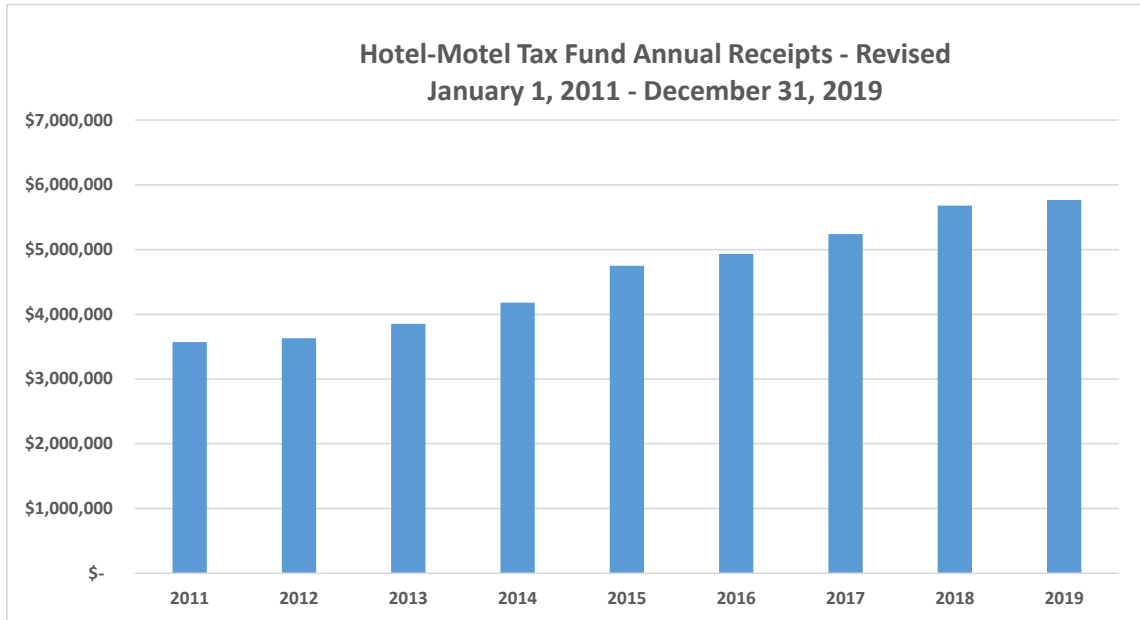


<u>Year</u>	<u>Annual Receipts</u>
12/31/2011	\$ 3,572,080
12/31/2012	\$ 3,630,006
12/31/2013	\$ 3,852,302
12/31/2014	\$ 4,179,467
12/31/2015	\$ 4,749,835
12/31/2016	\$ 4,930,183
12/31/2017	\$ 5,239,133
12/31/2018	\$ 5,679,728
12/31/2019	\$ 5,766,555

The amount at 12/31/19 includes \$165,724 that was earned in December 2019 and deposited on 1/6/2020.



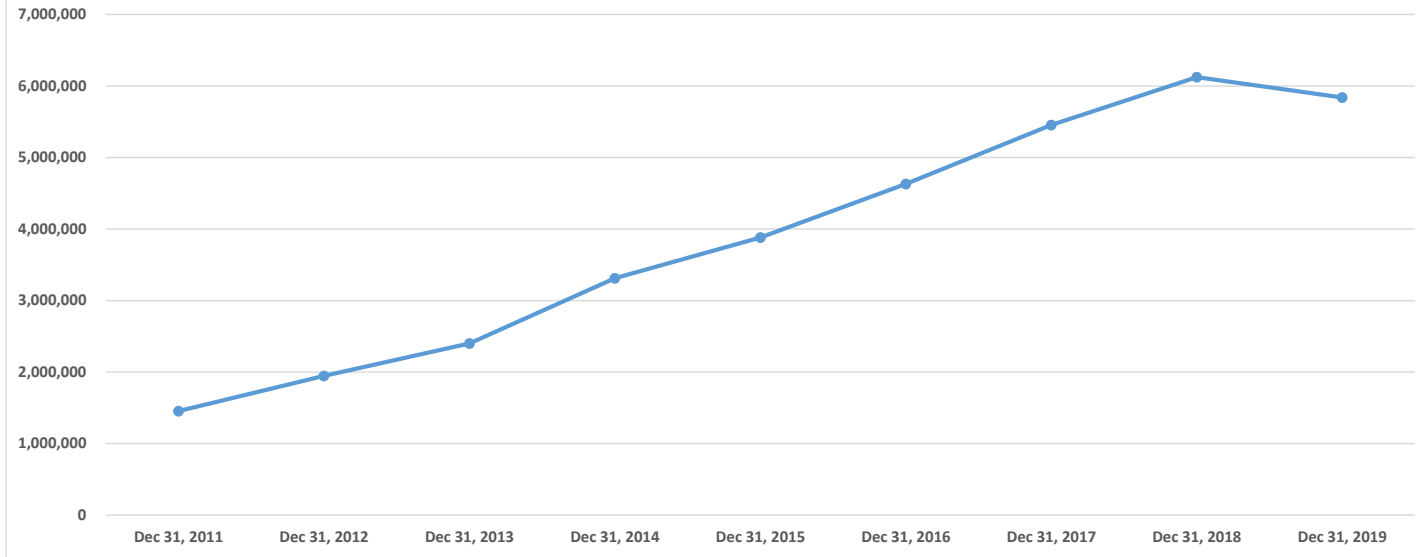
<u>Year</u>	<u>Annual Receipts</u>
2011	\$ 3,572,080
2012	\$ 3,630,006
2013	\$ 3,852,302
2014	\$ 4,179,467
2015	\$ 4,749,835
2016	\$ 4,930,183
2017	\$ 5,239,133
2018	\$ 5,679,728
2019	\$ 5,600,831



<u>Year</u>	<u>Annual Receipts</u>
2011	\$ 3,572,080
2012	\$ 3,630,006
2013	\$ 3,852,302
2014	\$ 4,179,467
2015	\$ 4,749,835
2016	\$ 4,930,183
2017	\$ 5,239,133
2018	\$ 5,679,728
2019	\$ 5,766,555

Includes \$165,724 that was earned in December 2019 and deposited on 1/6/20.

**Hotel-Motel Fund Cash Reserves  
December 31, 2011 - September 30, 2019**



Year	Total	Hotel/Motel	Mishawaka Sports	Potawatomi Zoo
	Cash Reserves	Tax Fund	Complex Fund	Capital Fund
Dec 31, 2011	1,454,716	1,454,716	0	0
Dec 31, 2012	1,946,726	1,946,726	0	0
Dec 31, 2013	2,400,769	2,400,769	0	0
Dec 31, 2014	3,311,648	3,311,648	0	0
Dec 31, 2015	3,883,031	3,883,031	0	0
Dec 31, 2016	4,630,062	4,630,062	0	0
Dec 31, 2017	5,453,192	5,453,192	0	0
Dec 31, 2018	6,124,259	6,124,259	0	0
Dec 31, 2019	5,838,300	5,284,008	332,508	221,783